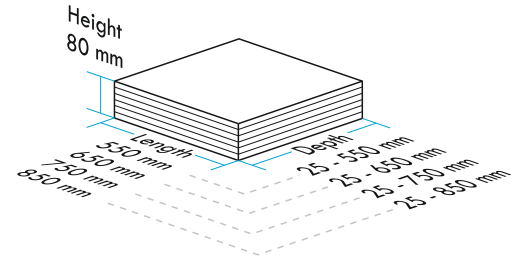

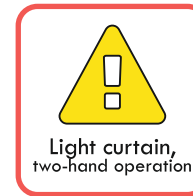

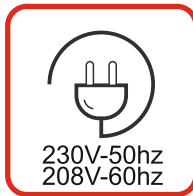




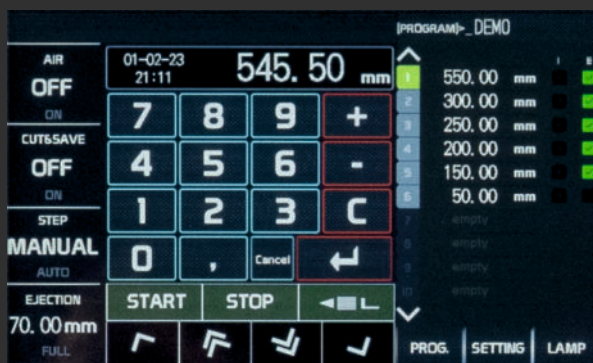
**Max cutting size**



**Air table**



**Standard features:**



- Maximum cutting length 550/650/750/850 mm
- Maximum cutting depth 550/650/750/850 mm
- Minimum cutting depth 35 mm
- Maximum cutting height 80 mm
- Cutting blade: Long-life HSS blade
- Clamp: Foot pedal and hydraulic
- Optical cutting line display
- Optical light curtain & two hand operation
- Touch screen

**Options**

- Air table
- Sideshelf

User-friendly interface  
2000+ Programs  
200 Steps

**SPECIFICATIONS**

Type of the machine	HYDROCUT 550	HYDROCUT 650	HYDROCUT 750	HYDROCUT 850
Maximum cutting length (mm)	550	650	750	850
Maximum cutting depth (mm)	550	650	750	850
Minimum cutting depth (mm)	35	35	35	35
Maximum cutting height (mm)	80	100	100	100
Mono phase power supply	230 V-50 Hz, 208 V-60 Hz	230 V-50 Hz, 208 V-60 Hz	230 V-50 Hz, 208 V-60 Hz	230 V-50 Hz, 208 V-60 Hz
Nominal current (A)	16	16	16	16
Capacity (kW)	3.5	3.5	3.5	3.5
Cutting blade	Long-life HSS blade	Long-life HSS blade	Long-life HSS blade	Long-life HSS blade
	Foot pedal and hydraulic	Foot pedal and hydraulic	Foot pedal and hydraulic	Foot pedal and hydraulic
Optical cutting line display	YES	YES	YES	YES
Safeguards: Optical light curtain, two-hand operation	YES	YES	YES	YES
User interface	Touch screen & Job memory	Touch screen & Job memory	Touch screen & Job memory	Touch screen & Job memory
Software	RIGO	RIGO	RIGO	RIGO
Air table	Option	Option	Option	Option
Dimensions of the machines (l x w x h mm)	840x1140x1470	970x1330x1470	1070x1430x1470	1170x1530x1470
Dimensions of the packaging (l x w x h mm)	1100x1370x1670	1170x1560x1670	1250x1660x1670	1350x1760x1670
Dimensions of the machines with side shelf (l x w x h mm)	1670x1140x1470	1830x1330x1470	1930x1430x1470	2030x1530x1470
Dimensions of the packaging with side shelf (l x w x h mm)	1100x1370x1670	1170x1560x1670	1250x1660x1670	1250x1660x1670
Net weight (kg)	550	600	650	700
Gross weight (kg)	650	700	750	800
Net weight with side shelf (kg)	600	650	700	750
Gross weight with side shelf (kg)	700	800	900	1000



RIGO Szerszám - és Formakészítő Kft  
 Gesztenye sor 1., 5435, Martfű, Hungary  
 rigokft@rigokft.hu  
 www.rigokft.hu  
 +36 56 580 031



Important: Compressed air is required for the operation of the machine. Automatic water drain system is highly recommended. The compressor has to be purchased separately. The images featured in this guide are for illustrative purposes only. The manufacturer is not liable for any printing mistake.