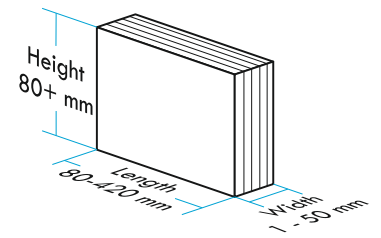
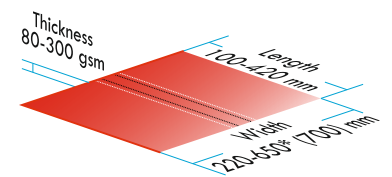




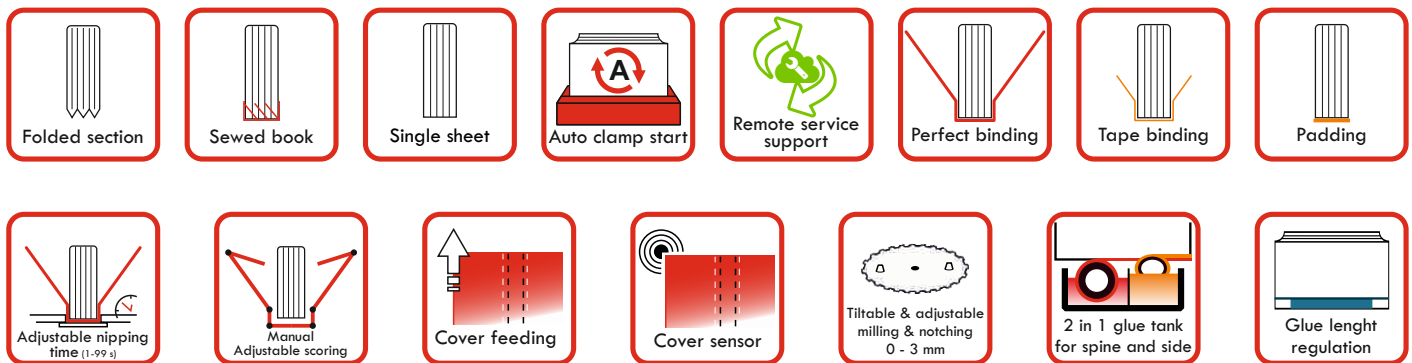
### Book size



### Cover size



\*Automatic cover feeding.



### Standard features:

- Dual chamber glue tank design for EVA/PSA glue application
- Sidegluing applied by ribbed disks
- Adjustable milling depth via touch screen (0 - 3 mm) and notching
- Tilttable milling unit
- Adjustable cover thickness
- Paper dust extractor
- Adjustable glue cut-off from the touch screen
- Adjustable book positioning from the touch screen (max. 4 mm)
- Automatic cover feeding with inline scoring
- Cover sensor
- Large cover holder
- 3~400V

### Available options for this model:

- Magnetic bookblock support
- Glue fume extractor
- Automatic carriage start
- Additional scoring wheel (1 set)
- Tape binding
- Direct hardcover binding
- Remote service support, Industry 4.0 ready

### Important:

Compressed air is required for the operation of the machine. Automatic water drain system is highly recommended. The compressor has to be purchased separately.

<b>SPECIFICATIONS</b>	MEGABIND EVA
DIMENSIONS OF THE MACHINE (L X W X H MM)	2520x1030x1190
PACKAGE OF THE MACHINE (L X W X H MM)	2620x1230x1390
NET WEIGHT (KG) - SZ	650
GROSS WEIGHT (KG) - SZ	800
POWER SUPPLY (ELECTIVE)	3~400 V-50 Hz / 1~230 V-50 Hz / 200-220 V-60 Hz
NOMINAL CURRENT (A)	20 / 32 / 40
CAPACITY (KW)	5,5
COMPRESSED AIR SUPPLY (BAR)	6
LENGTH OF THE BOUND DOCUMENT (MM/INCH)	80-420
THICKNESS OF THE BOUND DOCUMENT (MM/INCH)	1-50 (3-50 WITH SCORING)
MAXIMUM THICKNESS OF THE COVER SHEET (G)	350G (COATED PAPER)
THEORETICAL NUMBER OF WORKING CYCLES (FWD-BWD/HOUR) * THE ABOVE VALUE IS THEORETICAL NUMBER OF THE WORKING CYCLES. THE REAL SPEED AND QUANTITY OF BOOKS CAN BE BOUND ON THE MACHINE DEPENDS ON THE STRENGTH FEATURES OF THE FLUE USED ON THE MACHINE, THE NECESSARY BINDING/NIPPING TIME, THE THICKNESS OF THE DOCUMENT TO BE BOUND, DEPENDS ON THE SKILL AND QUICKNESS OF THE MACHINE OPERATOR, AND THE SELECTED BINDING TECHNOLOGY.	450*
ADJUSTMENT OF THE BINDING TIME OF THE DOCUMENT	1-99
BINDING CYCLE COUNTER	Yes
<b>MILLING UNIT</b>	
SPINE PREPARATION	MILLING & NOTCHING
ADJUSTMENT OF THE MILLING HEIGHT (MM)	ELECTRICALLY 0-3
<b>GLUING UNIT</b>	
HEAT-UP TIME (MINUTE) - DEPENDING ON THE TYPE OF THE GLUE	30
TEMPERATURE RANGE OF THE MELTING OF THE GLUE (C/F)	100-200
VOLUME OF THE GLUE CONTAINER	2 KG
POSSIBILITY TO USE DIFFERENT TYPE OF SPINE AND SIDE GLUE & SIDE GLUING ROLLERS	Yes
ADJUSTABLE LENGTH REGULATION OF THE GLUE APPLICATION (GLUE CUT OFF)	Yes
STANDBY MODE	Yes
<b>BINDING UNIT</b>	
POSSIBILITY TO ADJUST THE POSITION OF THE BOOK BLOCK OVER THE BINDING UNIT	Yes
COVER SENSOR	Yes
LARGE COVER HOLDER	Yes
<b>SCORING UNIT</b>	
ADJUSTABLE SCORING DEPTH	Yes
ADJUSTABLE VACUUM AND AIR BLOW	Yes
AUTOMATIC ADJUSTMENT OF THE COVER HOLDER TABLE HEIGHT BASED ON THE QUANTITY OF THE COVERS	Yes
COVER FEEDING	AUTOMATIC
<b>OTHER FUNCTIONS</b>	
PAPER DUST EXTRACTION	Yes
USER INTERFACE	TOUCH SCREEN
OPERATING SOFTWARE	RIGO
SOFTWARE UPDATE	Yes
ONLINE REMOTE CONTROL	OPTION
<b>OPTIONS</b>	
AUTOMATIC START OF THE CARRIAGE CLAMP	OPTION
DIRECT HARDCOVER BINDING	OPTION
TAPE BINDING	OPTION
MAGNETIC BOOK HOLDER	OPTION
ADDITIONAL SCORING WHEELS FOR "WING" TYPE COVERS	OPTION
GLUE FUME EXTRACTOR UNIT	OPTION
REMOTE SERVICE SUPPORT, INDUSTRY 4.0 READY	OPTION

