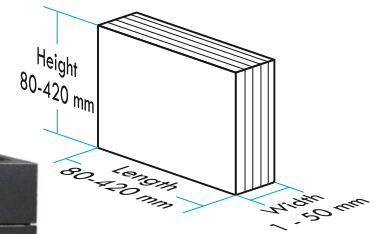
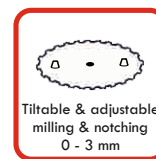


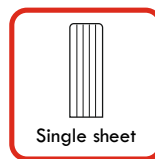

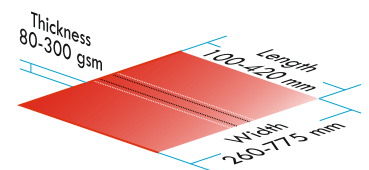




### Book size



### Cover size



### Standard features:

- Variable speed based on job requirements
- Adjustable book positioning from the touch screen (max. 10 mm)
- Book releasing mode is adjustable via touch screen
- Adjustable glue cut-off from the touch screen
- Automatic cover feeding with inline scoring
- Automatic carriage start
- Tiltable milling unit
- Built in jogger
- Paper dust extractor
- Cover sensor
- 3~400V
- Adjustable milling depth via touch screen (0 – 3 mm) and notching
- Cover positioner with adjustable angle & Automatic cover positioning
- Automatic setup according to block thickness (side gluing and scoring)
- Automatic book ejection to a sophisticated stackerunit & adjustable speed of the conveyor belt
- Unique closed PUR system including gear pump for precise glue application (PUR spine and side gluing) (tank capacity: 3 kgs)

### Available options for this model:

- Ultrasonic double sheet detection
- Additional scoring wheels (1 set)
- Glue fume extractor
- Glue level indication
- Separate, switchable EVA side gluing unit
- Remote service support, Industry 4.0 ready

### Important:

Compressed air is required for the operation of the machine. Automatic water drain system is highly recommended. The compressor has to be purchased separately.

<b>SPECIFICATIONS</b>	AUTOBIND PUR
DIMENSIONS OF THE MACHINE (L X W X H MM)	3010x1400x1470
PACKAGE OF THE MACHINE (L X W X H MM)	3210x1600x1700
NET WEIGHT (KG) - M	1080
GROSS WEIGHT (KG) - M	1330
POWER SUPPLY (ELECTIVE)	3~400 V-50 Hz / 1~230 V-50 Hz / 200-220 V-60 Hz
NOMINAL CURRENT (A)	20 / 40 / 45
CAPACITY (KW)	7,5
COMPRESSED AIR SUPPLY (BAR)	6
LENGTH OF THE BOUND DOCUMENT (MM/INCH)	80-420
THICKNESS OF THE BOUND DOCUMENT (MM/INCH)	1-50 (3-50 WITH SCORING)
MAXIMUM THICKNESS OF THE COVER SHEET (G)	350G (COATED PAPER)
THEORETICAL NUMBER OF WORKING CYCLES (FWD-BWD/HOUR) * THE ABOVE VALUE IS THEORETICAL NUMBER OF THE WORKING CYCLES. THE REAL SPEED AND QUANTITY OF BOOKS CAN BE BOUND ON THE MACHINE DEPENDS ON THE STRENGTH FEATURES OF THE FLUE USED ON THE MACHINE, THE NECESSARY BINDING/NIPPING TIME, THE THICKNESS OF THE DOCUMENT TO BE BOUND, DEPENDS ON THE SKILL AND QUICKNESS OF THE MACHINE OPERATOR, AND THE SELECTED BINDING TECHNOLOGY.	500*
ADJUSTMENT OF THE BINDING TIME OF THE DOCUMENT	1-99
BINDING CYCLE COUNTER	YES
WORKING OF THE CARRIAGE CLAMP *THE CLAMP MEASURES AUTOMATICALLY THE BOOK THICKNESS, THE MACHINE ADJUSTS THE WIDTH OF SIDE GLUING AND SCORING AUTOMATICALLY TO IT. IN MANUAL WORKING MODE THE MACHINE MEASURES ALL BOOK LOADED INTO THE CLAMP, WHILE IN AUTOMATIC WORKING MODE THIS MEASURING CAN BE DEACTIVATED. THE SPEED OF THE CARRIAGE VARIES AUTOMATICALLY DEPENDING ON THE BOOK THICKNESS.	AUTOMATIC
<b>MILLING UNIT</b>	
SPINE PREPARATION	MILLING & NOTCHING
ADJUSTMENT OF THE MILLING HEIGHT (MM)	ELECTRICALLY 0-3
POSSIBILITY TO SWITCH OFF THE MILLING UNIT	YES
<b>GLUING UNIT</b>	
HEAT-UP TIME (MINUTE)	20-25
TEMPERATURE RANGE OF THE MELTING OF THE GLUE (C/F)	100-200
VOLUME OF THE CLOSED PUR GLUE CONTAINER	3 KG
ADJUSTABLE LENGTH REGULATION OF THE GLUE APPLICATION (GLUE CUT OFF)	YES
ADJUSTMENT OF THE PUR GLUE VOLUME	PUR PUMP
ADJUSTMENT OF THE HEIGHT OF THE PUR NOZZLE	YES
PUR HEATING ZONES	4
STANDBY MODE	YES
<b>BINDING UNIT</b>	
POSSIBILITY TO ADJUST THE POSITION OF THE BOOK BLOCK OVER THE BINDING UNIT	YES
ADJUSTABLE BINDING STRENGTH FROM THE BOTTOM	YES
ADJUSTABLE BINDING STRENGTH FROM THE SIDE	YES
COVER SENSOR	YES
<b>SCORING UNIT</b>	
ADJUSTABLE SCORING DEPTH	YES
ADJUSTABLE VACUUM AND AIR BLOW	YES
AUTOMATIC ADJUSTMENT OF THE COVER HOLDER TABLE HEIGHT BASED ON THE QUANTITY OF THE COVERS	YES
COVER FEEDING	AUTOMATIC
<b>OTHER FUNCTIONS</b>	
PAPER DUST EXTRACTION	YES
STACKER UNIT	YES
USER INTERFACE	COLOUR TOUCH SCREEN
OPERATING SOFTWARE	RIGO
SOFTWARE UPDATE	YES
ONLINE REMOTE CONTROL	OPTION
<b>OPTIONS</b>	
SEPERATE, LOWERABLE EVA SIDE GLUING UNIT	OPTION
GLUE LEVEL INDICATION FOR PUR	OPTION
DOUBLE SHEET DETECTOR	OPTION
ADDITIONAL SCORING WHEELS FOR "WING" TYPE COVERS	OPTION
GLUE FUME EXTRACTOR	OPTION
REMOTE SERVICE SUPPORT, INDUSTRY 4.0 READY	OPTION

